



STRONGHOLD[®] Cases from Gemstar[®] offer MIL-STD durability and airtight protection for high-value cargo. Featuring rotationally-molded double walls and thick corners STRONGHOLD is the choice for rugged, versatile and dependable protection.

Standard Features

- Rotationally molded, double-walled durability
- IP67 rated; watertight, airtight and dust-proof with automatic pressure relief valve
- Meets or exceeds MIL-STD 810F and meets military LLRC standards*
- Recessed, heavy-duty black stainless steel hardware
- Field serviceable hardware
- Spring-loaded handles
- Tongue & groove construction with gasket
- Interlocking, stackable design
- Choice of 10 standard colors

Guaranteed Performance*

* See website for guarantee details, complete certifications and test procedures.

Standard Models

- SH1612-0410
- SH1612-1103
- SH1612-1110

Standard and Custom Options

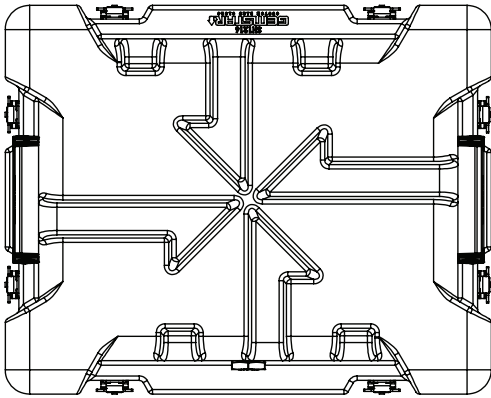
• Offering a robust selection of custom features, colors, and sizes. For more information visit **Gemstarmfg.com**, or contact your local Distributor or Sales Manager.

Standard Color Options**



** Colors are approximate and are for visual purposes only.

SH1612-0410 Top Profile

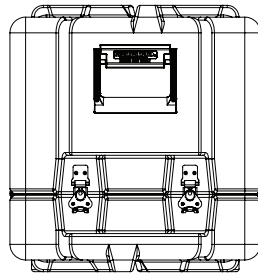
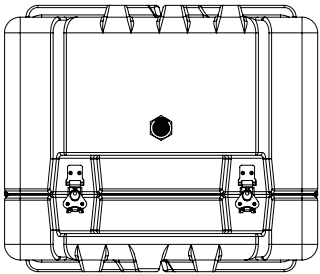


MODEL NUMBER KEY

SH16 12-04 10

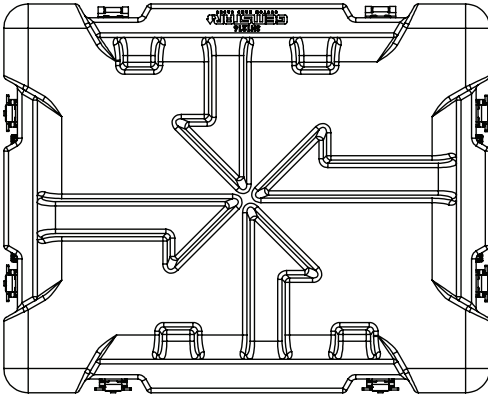
Length ———— Lid
Width ———— Base
Model numbers refer to interior dimensions

SH1612-0410 Side and End Profile



Nominal INT Dimension	16.8"L x 12.8"W x 15.1"D 426L x 325W x 382D mm
Base Depth	4.2" 106 mm
Lid Depth	10.9" 276 mm
Nominal EXT Dimension	20.0"L x 16.0"W x 17.0"D 508L x 406W x 431D mm
Approx. Weight	16.7 lbs 7.6 kg
Features	<ul style="list-style-type: none"> • Removable lid • Textured plastic handles (2) • PRV

SH1612-1103 Top Profile

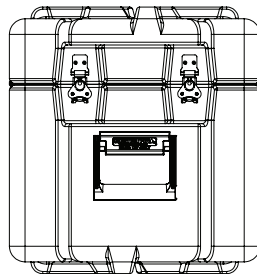
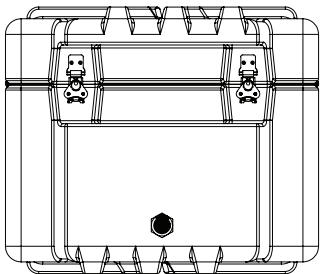


MODEL NUMBER KEY

SH16 12-11 03

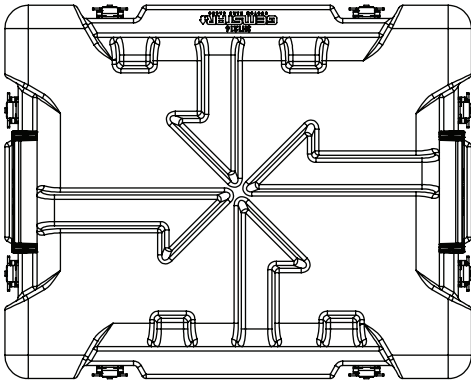
Length ———— Lid
Width ———— Base
Model numbers refer to interior dimensions

SH1612-1103 Side and End Profile



Nominal INT Dimension	16.8"L x 12.8"W x 15.1"D 426L x 325W x 382D mm
Base Depth	11.3" 287 mm
Lid Depth	3.8" 96 mm
Nominal EXT Dimension	20.0"L x 16.0"W x 17.0"D 508L x 406W x 431D mm
Approx. Weight	16.7 lbs 7.6 kg
Features	<ul style="list-style-type: none"> • Hinged lid • Textured plastic handles (2) • PRV

SH1612-1110 Top Profile

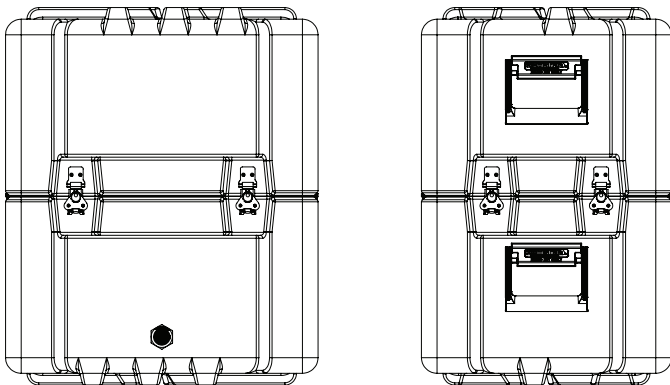


MODEL NUMBER KEY

SH16 12-11 10

Length ———— Lid
Width ———— Base
Model numbers refer to interior dimensions

SH1612-1110 Side and End Profile



Nominal INT Dimension	16.8"L x 12.8"W x 22.2"D 426L x 325W x 563D mm
Base Depth	11.3" 287 mm
Lid Depth	10.9" 276 mm
Nominal EXT Dimension	20.0"L x 16.0"W x 24.2"D 508L x 406W x 614D mm
Approx. Weight	20.7 lbs 9.4 kg
Features	<ul style="list-style-type: none"> • Removable lid • Textured plastic handles (4) • PRV