



**STRONGHOLD<sup>®</sup> Cases from Gemstar<sup>®</sup> offer MIL-STD durability and airtight protection for high-value cargo. Featuring rotationally-molded double walls and thick corners STRONGHOLD is the choice for rugged, versatile and dependable protection.**

**Standard Features**

- Rotationally molded, double-walled durability
- IP67 rated; watertight, airtight and dust-proof with automatic pressure relief valve
- Meets or exceeds MIL-STD 810F and meets military LLRC standards\*
- Recessed, heavy-duty black stainless steel hardware
- Field serviceable hardware
- Spring-loaded handles
- Tongue & groove construction with gasket
- Interlocking, stackable design
- Choice of 10 standard colors

**Guaranteed Performance\***

\* See website for guarantee details, complete certifications and test procedures.

**Standard Models**

- SH2016-0419
- SH2016-1904
- SH2016-1919

**Standard and Custom Options**

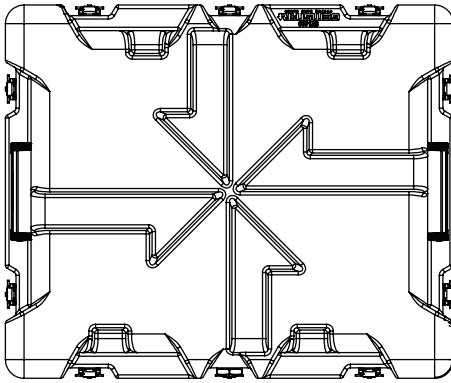
• Offering a robust selection of custom features, colors, and sizes. For more information visit **Gemstarmfg.com**, or contact your local Distributor or Sales Manager.

**Standard Color Options\*\***



\*\* Colors are approximate and are for visual purposes only.

**SH2016-0419** Top Profile

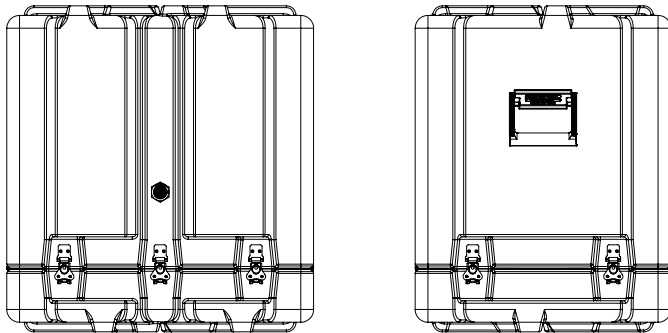


MODEL NUMBER KEY

**SH2016-0419**

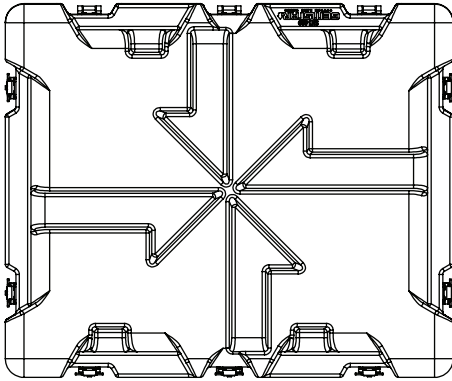
Length ———— Lid  
Width ———— Base  
Model numbers refer to interior dimensions

**SH2016-0419** Side and End Profile



Nominal INT Dimension	20.8"L x 16.8"W x 23.9"D 528L x 426W x 606D mm
Base Depth	4.5" 114 mm
Lid Depth	19.4" 492 mm
Nominal EXT Dimension	24.0"L x 20.0"W x 25.5"D 609L x 508W x 647D mm
Approx. Weight	27.2 lbs 12.4 kg
Features	<ul style="list-style-type: none"> <li>• Removable lid</li> <li>• Textured plastic handles (2)</li> <li>• PRV</li> </ul>

**SH2016-1904** Top Profile

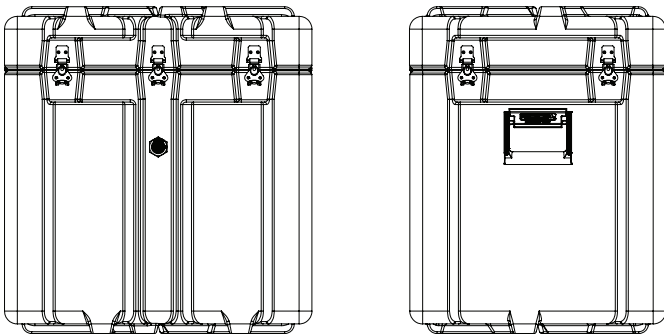


MODEL NUMBER KEY

SH2016-1904

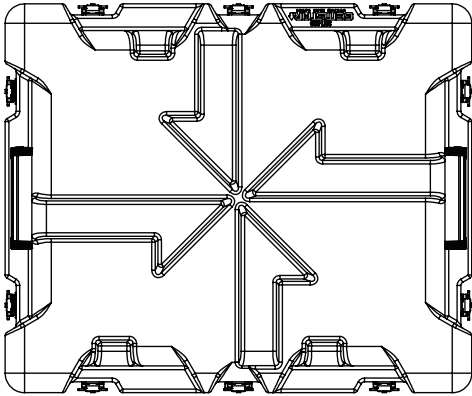
Length ———— Lid  
Width ———— Base  
Model numbers refer to interior dimensions

**SH2016-1904** Side and End Profile



Nominal INT Dimension	20.8"L x 16.8"W x 24.0"D 528L x 426W x 608D mm
Base Depth	19.8" 502 mm
Lid Depth	4.2" 106 mm
Nominal EXT Dimension	24.0"L x 20.0"W x 25.5"D 609L x 508W x 647D mm
Approx. Weight	27.3 lbs 12.4 kg
Features	<ul style="list-style-type: none"> <li>• Hinged lid</li> <li>• Textured plastic handles (2)</li> <li>• PRV</li> </ul>

**SH2016-1919** Top Profile

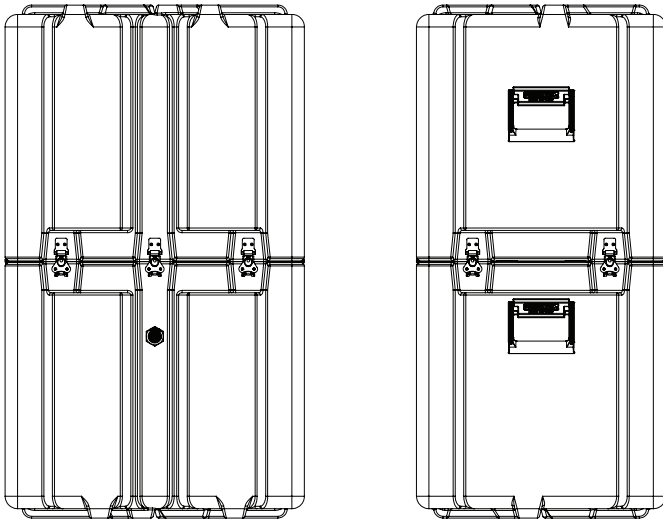


MODEL NUMBER KEY

**SH2016-1919**

Length ———— Lid  
Width ———— Base  
Model numbers refer to interior dimensions

**SH2016-1919** Side and End Profile



Nominal INT Dimension	20.8"L x 16.8"W x 39.2"D 528L x 426W x 994D mm
Base Depth	19.8" 502 mm
Lid Depth	19.4" 492 mm
Nominal EXT Dimension	24.0"L x 20.0"W x 41.1"D 609L x 508W x 1,043D mm
Approx. Weight	36.7 lbs 16.7 kg
Features	<ul style="list-style-type: none"> <li>• Removable lid</li> <li>• Textured plastic handles (4)</li> <li>• PRV</li> </ul>