



STRONGHOLD[®] Cases from Gemstar[®] offer MIL-STD durability and airtight protection for high-value cargo. Featuring rotationally-molded double walls and thick corners STRONGHOLD is the choice for rugged, versatile and dependable protection.

Standard Features

- Rotationally molded, double-walled durability
- IP67 rated; watertight, airtight and dust-proof with automatic pressure relief valve
- Meets or exceeds MIL-STD 810F and meets military LLRC standards*
- Recessed, heavy-duty black stainless steel hardware
- Field serviceable hardware
- Spring-loaded handles
- Tongue & groove construction with gasket
- Interlocking, stackable design
- Choice of 10 standard colors
- Guaranteed Performance*

* See website for guarantee details, complete certifications and test procedures.

Standard Models

- SH2412-0504
- SH2412-0509
- SH2412-1004
- SH2412-1009

Standard and Custom Options

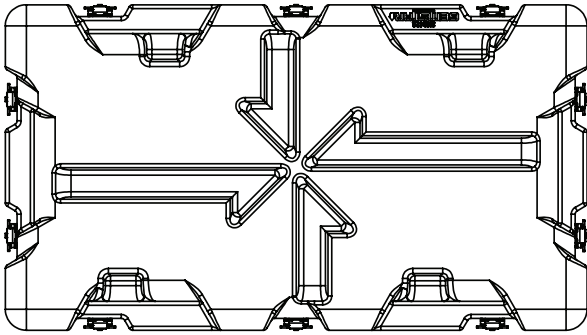
- Offering a robust selection of custom features, colors, and sizes. For more information visit **Gemstarmfg.com**, or contact your local Distributor or Sales Manager.

Standard Color Options**



** Colors are approximate and are for visual purposes only.

SH2412-0504 Top Profile

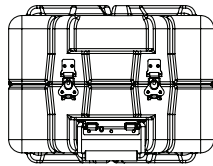
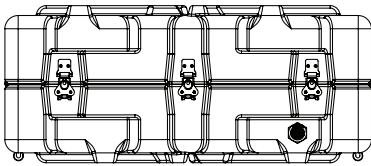


MODEL NUMBER KEY

SH24 12-05 04

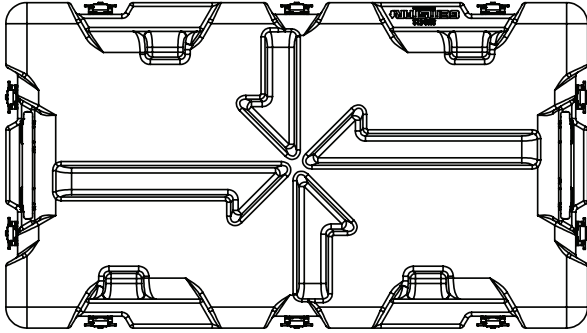
Length ———— Lid
Width ———— Base
Model numbers refer to interior dimensions

SH2412-0504 Side and End Profile



Nominal INT Dimension	24.1"L x 12.0"W x 10.0"D 612L x 304W x 253D mm
Base Depth	5.2" 132 mm
Lid Depth	4.8" 121 mm
Nominal EXT Dimension	27.7"L x 15.5"W x 11.9"D 703L x 393W x 302D mm
Approx. Weight	17.7 lbs 8.1 kg
Features	<ul style="list-style-type: none"> • Removable lid • Stainless steel handles (2) • PRV

SH2412-0509 Top Profile

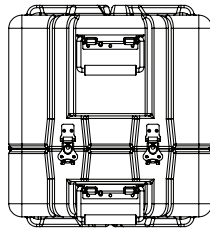
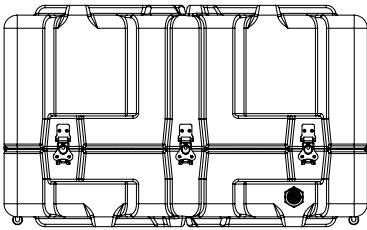


MODEL NUMBER KEY

SH24 12-05 09

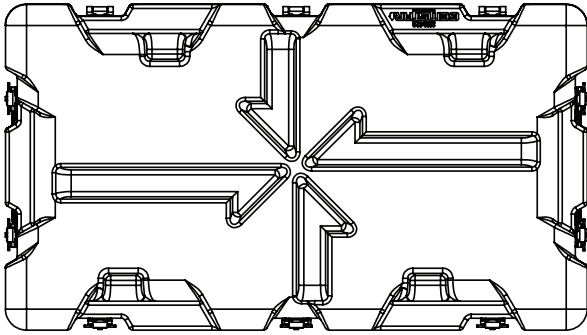
Length ———— Lid
Width ———— Base
Model numbers refer to interior dimensions

SH2412-0509 Side and End Profile



Nominal INT Dimension	24.1"L x 12.0"W x 15.0"D 612L x 304W x 380D mm
Base Depth	5.2" 132 mm
Lid Depth	9.8" 248 mm
Nominal EXT Dimension	27.7"L x 15.5"W x 16.9"D 703L x 393W x 429D mm
Approx. Weight	21.0 lbs 9.5 kg
Features	<ul style="list-style-type: none"> • Removable lid • Stainless steel handles (4) • PRV

SH2412-1004 Top Profile

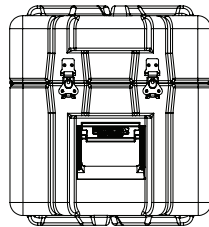
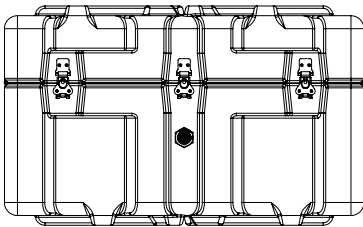


MODEL NUMBER KEY

SH24 12-10 04

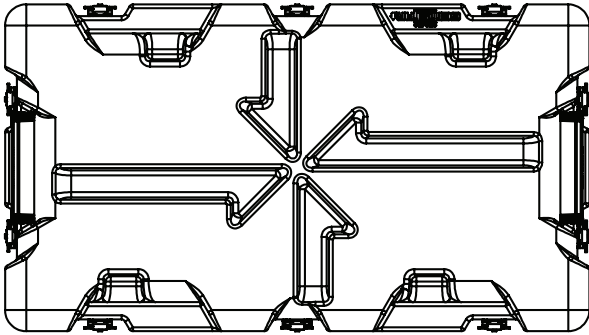
Length ———— Lid
Width ———— Base
Model numbers refer to interior dimensions

SH2412-1004 Side and End Profile



Nominal INT Dimension	24.1"L x 12.0"W x 15.0"D 612L x 304W x 380D mm
Base Depth	10.2" 259 mm
Lid Depth	4.8" 121 mm
Nominal EXT Dimension	27.7"L x 15.5"W x 16.9"D 703L x 393W x 429D mm
Approx. Weight	20.5 lbs 9.3 kg
Features	<ul style="list-style-type: none"> • Hinged lid • Textured plastic handles (2) • PRV

SH2412-1009 Top Profile

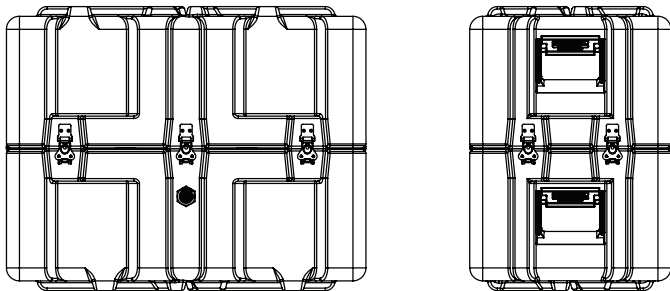


MODEL NUMBER KEY

SH24 12-10 09

Length ———— Lid
Width ———— Base
Model numbers refer to interior dimensions

SH2412-1009 Side and End Profile



Nominal INT Dimension	24.1"L x 12.0"W x 20.0"D 612L x 304W x 507D mm
Base Depth	10.2" 259 mm
Lid Depth	9.8" 248 mm
Nominal EXT Dimension	27.7"L x 15.5"W x 21.9"D 703L x 393W x 556D mm
Approx. Weight	24.2 lbs 11.0 kg
Features	<ul style="list-style-type: none"> • Removable lid • Textured plastic handles (4) • PRV