



STRONGHOLD[®] Cases from Gemstar[®] offer MIL-STD durability and airtight protection for high-value cargo. Featuring rotationally-molded double walls and thick corners STRONGHOLD is the choice for rugged, versatile and dependable protection.

Standard Features

- Rotationally molded, double-walled durability
- IP67 rated; watertight, airtight and dust-proof with automatic pressure relief valve
- Meets or exceeds MIL-STD 810F and meets military LLRC standards*
- Recessed, heavy-duty black stainless steel hardware
- Field serviceable hardware
- Spring-loaded handles
- Tongue & groove construction with gasket
- Interlocking, stackable design
- Choice of 10 standard colors
- Guaranteed Performance*

* See website for guarantee details, complete certifications and test procedures.

Standard Models

- SH2624-0505
- SH2624-0510
- SH2624-1005
- SH2624-1010

Standard and Custom Options

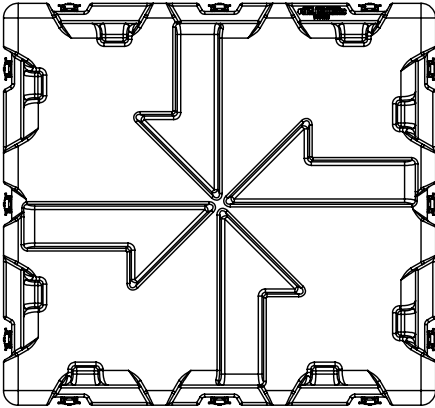
- Offering a robust selection of custom features, colors, and sizes. For more information visit **Gemstarmfg.com**, or contact your local Distributor or Sales Manager.

Standard Color Options**



** Colors are approximate and are for visual purposes only.

SH2624-0505 Top Profile

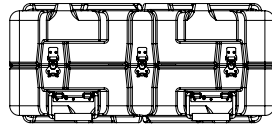
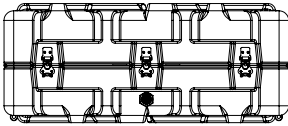


MODEL NUMBER KEY

SH26 24-05 05

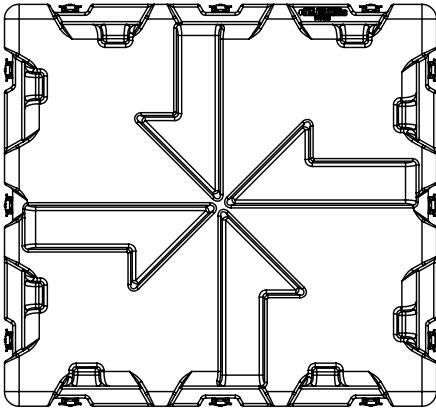
Length ———— Lid
Width ———— Base
Model numbers refer to interior dimensions

SH2624-0505 Side and End Profile



Nominal INT Dimension	26.0"L x 24.0"W x 11.0"D 660L x 609W x 278D mm
Base Depth	5.7" 144 mm
Lid Depth	5.3" 134 mm
Nominal EXT Dimension	29.5"L x 27.5"W x 12.9"D 749L x 698W x 327D mm
Approx. Weight	27.5 lbs 12.5 kg
Features	<ul style="list-style-type: none"> • Removable lid • Stainless steel handles (4) • PRV

SH2624-0510 Top Profile

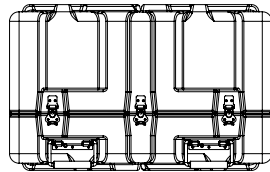
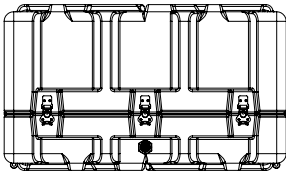


MODEL NUMBER KEY

SH26 24-05 10

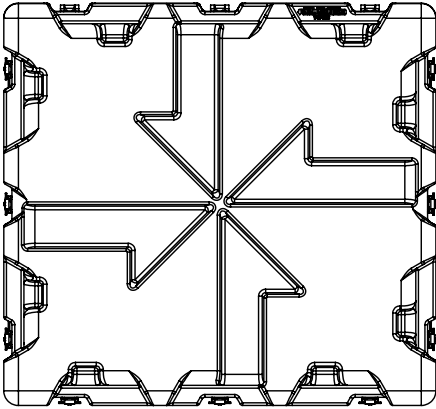
Length ———— Lid
Width ———— Base
Model numbers refer to interior dimensions

SH2624-0510 Side and End Profile



Nominal INT Dimension	26.0"L x 24.0"W x 16.0"D 660L x 609W x 405D mm
Base Depth	5.7" 144 mm
Lid Depth	10.3" 261 mm
Nominal EXT Dimension	29.5"L x 27.5"W x 17.9"D 749L x 698W x 454D mm
Approx. Weight	31.5 lbs 14.3 kg
Features	<ul style="list-style-type: none"> • Removable lid • Stainless steel handles (4) • PRV

SH2624-1005 Top Profile

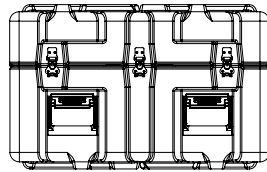
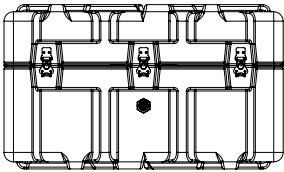


MODEL NUMBER KEY

SH26 24-10 05

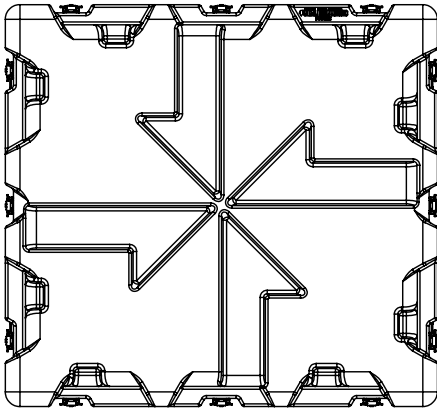
Length ———— Lid
Width ———— Base
Model numbers refer to interior dimensions

SH2624-1005 Side and End Profile



Nominal INT Dimension	26.0"L x 24.0"W x 16.0"D 660L x 609W x 405D mm
Base Depth	10.7" 271 mm
Lid Depth	5.3" 134 mm
Nominal EXT Dimension	29.5"L x 27.5"W x 17.9"D 749L x 698W x 454D mm
Approx. Weight	31.5 lbs 14.3 kg
Features	<ul style="list-style-type: none"> • Hinged lid • Textured plastic handles (4) • PRV

SH2624-1010 Top Profile

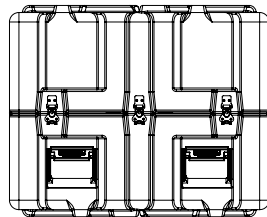
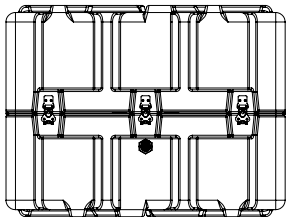


MODEL NUMBER KEY

SH26 24-10 10

Length ———— Lid
Width ———— Base
Model numbers refer to interior dimensions

SH2624-1010 Side and End Profile



Nominal INT Dimension	26.0"L x 24.0"W x 21.0"D 660L x 609W x 532D mm
Base Depth	10.7" 271 mm
Lid Depth	10.3" 261 mm
Nominal EXT Dimension	29.5"L x 27.5"W x 22.9"D 749L x 698W x 581D mm
Approx. Weight	35.7 lbs 16.2 kg
Features	<ul style="list-style-type: none"> • Removable lid • Textured plastic handles (4) • PRV

