



STRONGHOLD[®] Cases from Gemstar[®] offer MIL-STD durability and airtight protection for high-value cargo. Featuring rotationally-molded double walls and thick corners STRONGHOLD is the choice for rugged, versatile and dependable protection.

Standard Features

- Rotationally molded, double-walled durability
- IP67 rated; watertight, airtight and dust-proof with automatic pressure relief valve
- Meets or exceeds MIL-STD 810F and meets military LLRC standards*
- Recessed, heavy-duty black stainless steel hardware
- Field serviceable hardware
- Spring-loaded handles
- Tongue & groove construction with gasket
- Interlocking, stackable design
- Choice of 10 standard colors

Guaranteed Performance*

* See website for guarantee details, complete certifications and test procedures.

Standard Models

- SH3535-0807
- SH3535-0819
- SH3535-0823
- SH3535-2007
- SH3535-2019
- SH3535-2023
- SH3535-2407
- SH3535-2419
- SH3535-2423

Standard and Custom Options

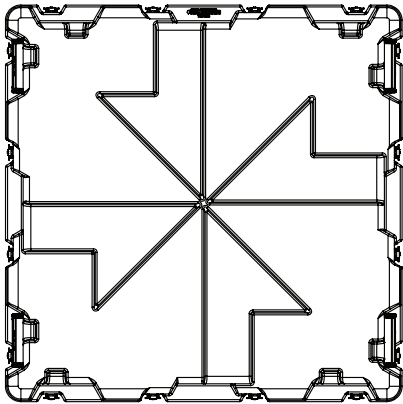
- Offering a robust selection of custom features, colors, and sizes. For more information visit **Gemstarmfg.com**, or contact your local Distributor or Sales Manager.

Standard Color Options**



** Colors are approximate and are for visual purposes only.

SH3535-0807 Top Profile

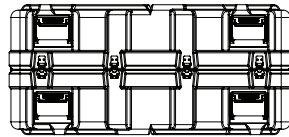
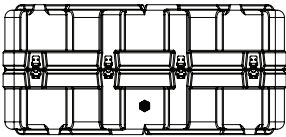


MODEL NUMBER KEY

SH3535-0807

Length ———— Lid
Width ———— Base
Model numbers refer to interior dimensions


SH3535-0807 Side and End Profile



Nominal INT Dimension	35.0"L x 35.0"W x 15.8"D 889L x 889W x 400D mm
Base Depth	8.1" 205 mm
Lid Depth	7.7" 195 mm
Nominal EXT Dimension	39.0"L x 39.0"W x 17.9"D 990L x 990W x 454D mm
Approx. Weight	52.2 lbs 23.7 kg
Features	<ul style="list-style-type: none"> • Removable lid • Textured plastic handles (8) • PRV



SH3535-0819 Top Profile

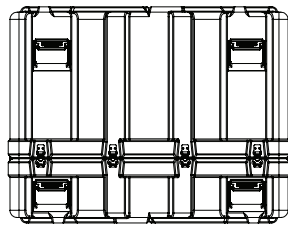
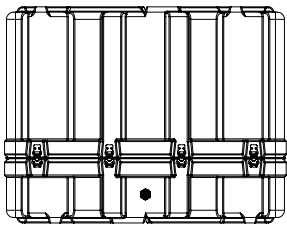


MODEL NUMBER KEY

SH3535-0819

Length ———— Lid
Width ———— Base
Model numbers refer to interior dimensions

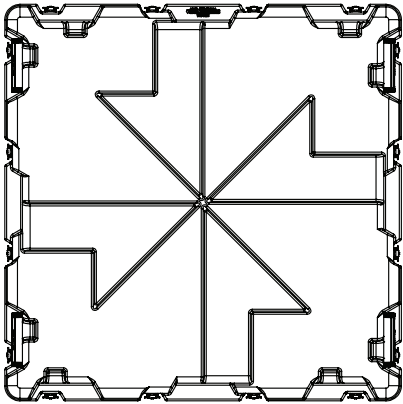
SH3535-0819 Side and End Profile



Nominal INT Dimension	35.0"L x 35.0"W x 27.9"D 889L x 889W x 707D mm
Base Depth	8.1" 205 mm
Lid Depth	19.8" 502 mm
Nominal EXT Dimension	39.0"L x 39.0"W x 29.9"D 990L x 990W x 759D mm
Approx. Weight	65.5 lbs 29.7 kg
Features	<ul style="list-style-type: none"> • Removable lid • Textured plastic handles (8) • PRV



SH3535-0823 Top Profile

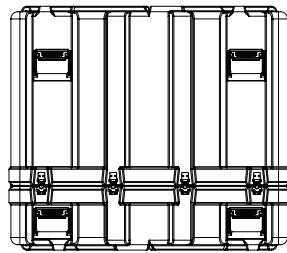
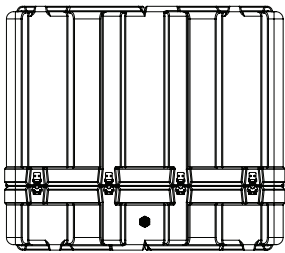


MODEL NUMBER KEY

SH3535-0823

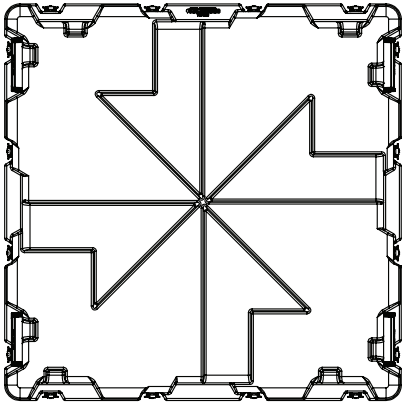
Length ———— Lid
Width ———— Base
Model numbers refer to interior dimensions

SH3535-0823 Side and End Profile



Nominal INT Dimension	35.0"L x 35.0"W x 31.9"D 889L x 889W x 809D mm
Base Depth	8.1" 205 mm
Lid Depth	23.8" 604 mm
Nominal EXT Dimension	39.0"L x 39.0"W x 33.9"D 990L x 990W x 861D mm
Approx. Weight	70.0 lbs 31.8 kg
Features	<ul style="list-style-type: none"> • Removable lid • Textured plastic handles (8) • PRV

SH3535-2007 Top Profile

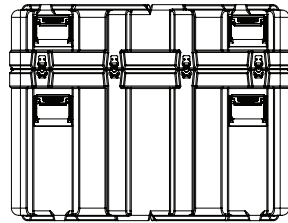
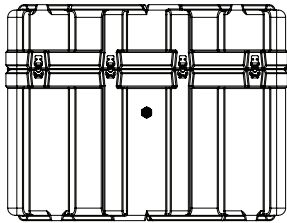


MODEL NUMBER KEY

SH3535-2007


Length ———— Lid
Width ———— Base
Model numbers refer to interior dimensions

SH3535-2007 Side and End Profile



Nominal INT Dimension	35.0"L x 35.0"W x 27.9"D 889L x 889W x 708D mm
Base Depth	20.2" 513 mm
Lid Depth	7.7" 195 mm
Nominal EXT Dimension	39.0"L x 39.0"W x 29.9"D 990L x 990W x 759D mm
Approx. Weight	65.5 lbs 29.7 kg
Features	<ul style="list-style-type: none"> • Removable lid • Textured plastic handles (8) • PRV

SH3535-2019 Top Profile

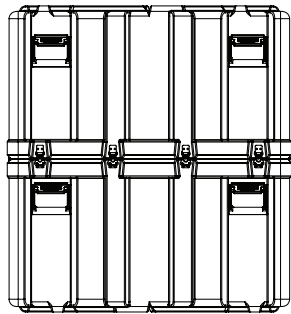
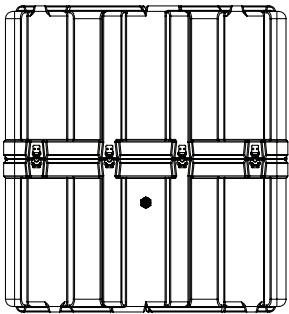


MODEL NUMBER KEY

SH3535-2019

Length ———— Lid
Width ———— Base
Model numbers refer to interior dimensions


SH3535-2019 Side and End Profile



Nominal INT Dimension	35.0"L x 35.0"W x 40.0"D 889L x 889W x 1,015D mm
Base Depth	20.2" 513 mm
Lid Depth	19.8" 502 mm
Nominal EXT Dimension	39.0"L x 39.0"W x 42.0"D 990L x 990W x 1,066D mm
Approx. Weight	79.0 lbs 35.8 kg
Features	<ul style="list-style-type: none"> • Removable lid • Textured plastic handles (8) • PRV



SH3535-2023 Top Profile

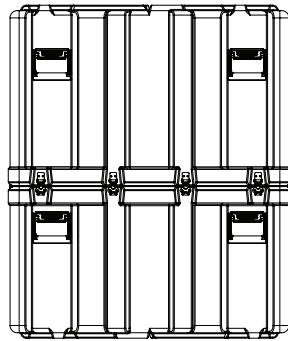
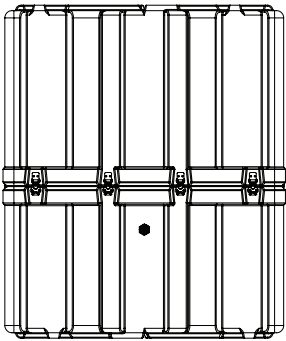


MODEL NUMBER KEY

SH3535-2023


Length ———— Lid
Width ———— Base
Model numbers refer to interior dimensions

SH3535-2023 Side and End Profile



Nominal INT Dimension	35.0"L x 35.0"W x 44.0"D 889L x 889W x 1,177D mm
Base Depth	20.2" 513 mm
Lid Depth	23.8" 604 mm
Nominal EXT Dimension	39.0"L x 39.0"W x 46.0"D 990L x 990W x 1,168D mm
Approx. Weight	83.2 lbs 37.8 kg
Features	<ul style="list-style-type: none"> • Removable lid • Textured plastic handles (8) • PRV

SH3535-2407 Top Profile

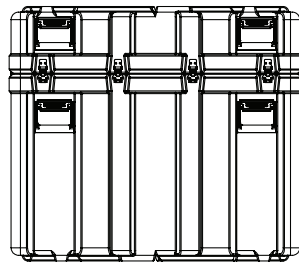
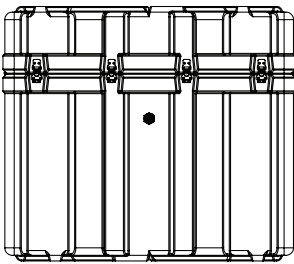


MODEL NUMBER KEY

SH3535-2407


Length ———— Lid
Width ———— Base
Model numbers refer to interior dimensions

SH3535-2407 Side and End Profile



Nominal INT Dimension	35.0"L x 35.0"W x 31.9"D 889L x 889W x 809D mm
Base Depth	24.2" 614 mm
Lid Depth	7.7" 195 mm
Nominal EXT Dimension	39.0"L x 39.0"W x 33.9"D 990L x 990W x 861D mm
Approx. Weight	70.0 lbs 31.8 kg
Features	<ul style="list-style-type: none"> • Removable lid • Textured plastic handles (8) • PRV

SH3535-2419 Top Profile

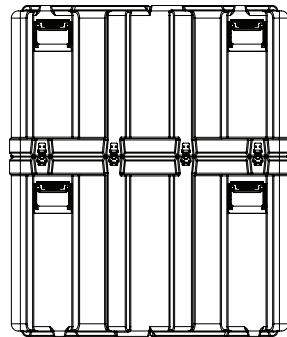
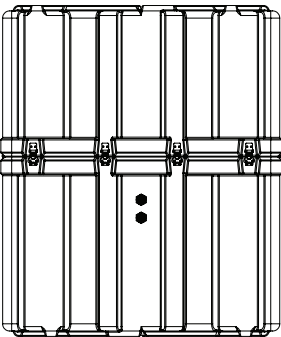


MODEL NUMBER KEY

SH3535-2419


Length ———— Lid
Width ———— Base
Model numbers refer to interior dimensions

SH3535-2419 Side and End Profile



Nominal INT Dimension	35.0"L x 35.0"W x 44.0"D 889L x 889W x 1,116D mm
Base Depth	24.2" 614 mm
Lid Depth	19.8" 502 mm
Nominal EXT Dimension	39.0"L x 39.0"W x 46.0"D 990L x 990W x 1,168D mm
Approx. Weight	83.5 lbs 37.9 kg
Features	<ul style="list-style-type: none"> • Removable lid • Textured plastic handles (8) • PRV

SH3535-2423 Top Profile

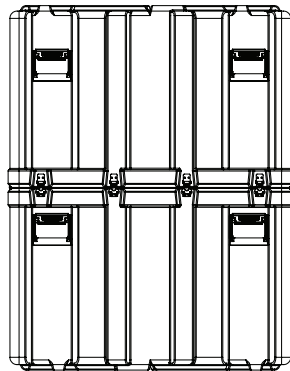
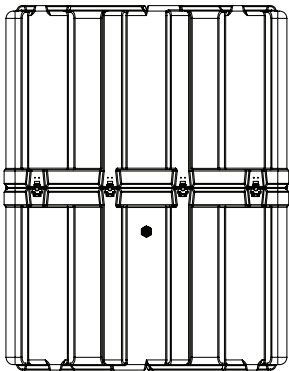


MODEL NUMBER KEY

SH3535-2423

Length ———— Lid
Width ———— Base
Model numbers refer to interior dimensions

SH3535-2423 Side and End Profile



Nominal INT Dimension	35.0"L x 35.0"W x 48.0"D 889L x 889W x 1,218D mm
Base Depth	24.2" 614 mm
Lid Depth	23.8" 604 mm
Nominal EXT Dimension	39.0"L x 39.0"W x 50.0"D 990L x 990W x 1,270D mm
Approx. Weight	87.7 lbs 39.8 kg
Features	<ul style="list-style-type: none"> • Removable lid • Textured plastic handles (8) • PRV

