



STRONGHOLD[®] Cases from Gemstar[®] offer MIL-STD durability and airtight protection for high-value cargo. Featuring rotationally-molded double walls and thick corners STRONGHOLD is the choice for rugged, versatile and dependable protection.

Standard Features

- Rotationally molded, double-walled durability
- IP67 rated; watertight, airtight and dust-proof with automatic pressure relief valve
- Meets or exceeds MIL-STD 810F and meets military LLRC standards*
- Recessed, heavy-duty black stainless steel hardware
- Field serviceable hardware
- Spring-loaded handles
- Tongue & groove construction with gasket
- Interlocking, stackable design
- Choice of 10 standard colors
- Guaranteed Performance*

* See website for guarantee details, complete certifications and test procedures.

Standard Models

- SH4532-0605
- SH4532-0615
- SH4532-1505
- SH4532-1515

Standard and Custom Options

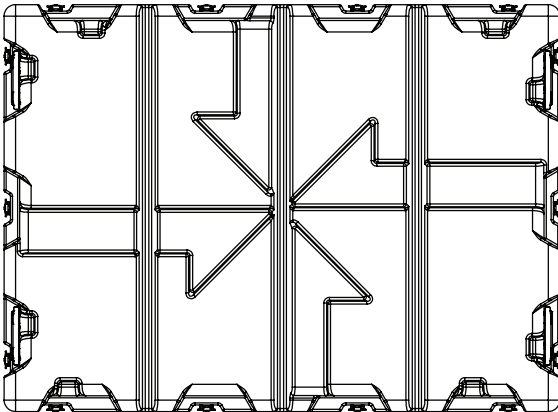
• Offering a robust selection of custom features, colors, and sizes. For more information visit **Gemstarmfg.com**, or contact your local Distributor or Sales Manager.

Standard Color Options**



** Colors are approximate and are for visual purposes only.

SH4532-0605 Top Profile

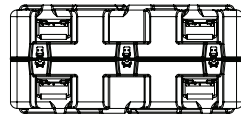
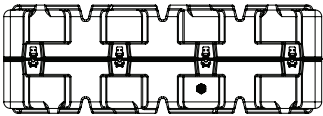


MODEL NUMBER KEY

SH4532-0605

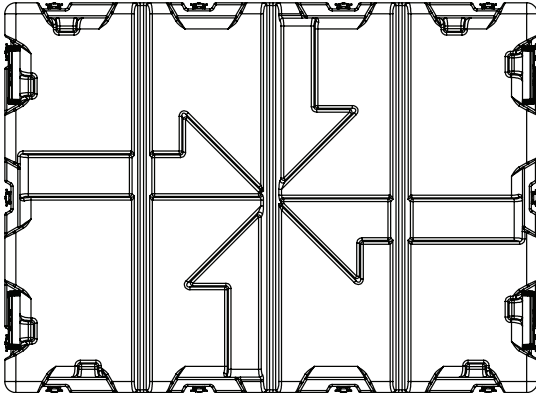
Length ———— Lid
Width ———— Base
Model numbers refer to interior dimensions

SH4532-0605 Side and End Profile



Nominal INT Dimension	45.0"L x 32.0"W x 11.6"D 1,143L x 812W x 294D mm
Base Depth	6.0" 152 mm
Lid Depth	5.6" 142 mm
Nominal EXT Dimension	48.5"L x 35.5"W x 16.5"D 1,231L x 901W x 419D mm
Approx. Weight	55.2 lbs 25.1 kg
Features	<ul style="list-style-type: none"> • Removable lid • Stainless steel handles (8) • PRV

SH4532-0615 Top Profile

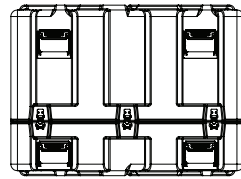
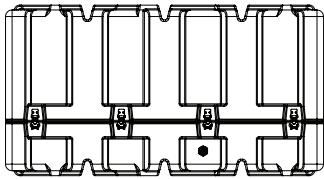


MODEL NUMBER KEY

SH4532-0615

Length ———— Lid
Width ———— Base
Model numbers refer to interior dimensions

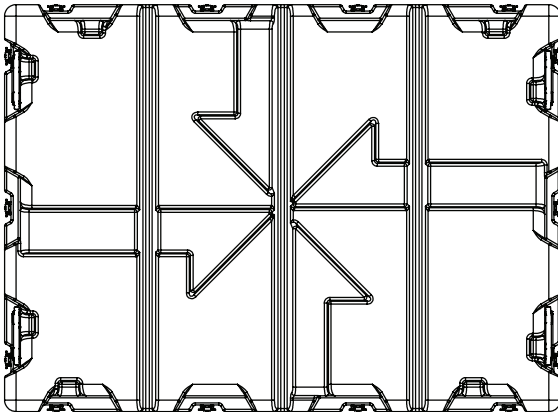
SH4532-0615 Side and End Profile



Nominal INT Dimension	45.0"L x 32.0"W x 21.1"D 1,143L x 812W x 536D mm
Base Depth	6.0" 152 mm
Lid Depth	15.1" 384 mm
Nominal EXT Dimension	48.5"L x 35.5"W x 26.0"D 1,231L x 901W x 660D mm
Approx. Weight	66.7 lbs 30.3 kg
Features	<ul style="list-style-type: none"> • Removable lid • Textured plastic handles (8) • PRV



SH4532-1505 Top Profile

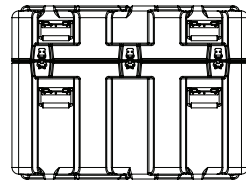
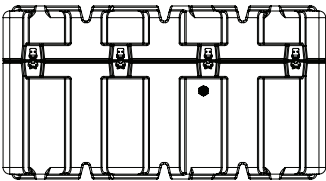


MODEL NUMBER KEY

SH4532-1505

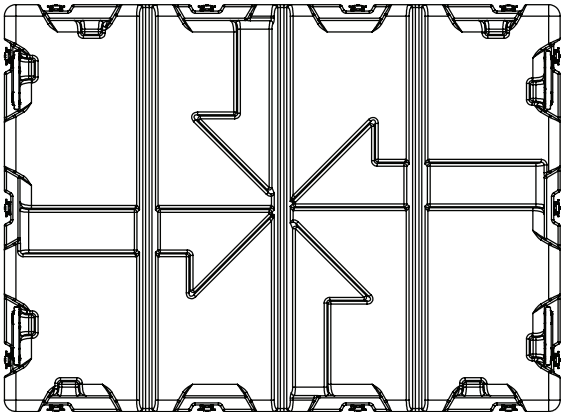
Length ———— Lid
Width ———— Base
Model numbers refer to interior dimensions

SH4532-1505 Side and End Profile



Nominal INT Dimension	45.0"L x 32.0"W x 21.1"D 1,143L x 812W x 535D mm
Base Depth	15.5" 393 mm
Lid Depth	5.6" 142 mm
Nominal EXT Dimension	48.5"L x 35.5"W x 26.0"D 1,231L x 901W x 660D mm
Approx. Weight	66.2 lbs 30.1 kg
Features	<ul style="list-style-type: none"> • Removable lid • Stainless steel handles (8) • PRV

SH4532-1515 Top Profile

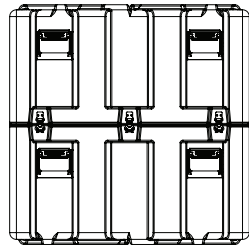
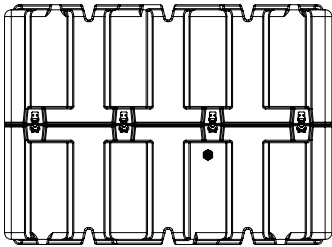


MODEL NUMBER KEY

SH45 32-15 15

Length ———— Lid
Width ———— Base
Model numbers refer to interior dimensions

SH4532-1515 Side and End Profile



Nominal INT Dimension	45.0"L x 32.0"W x 30.6"D 1,143L x 812W x 777D mm
Base Depth	15.5" 393 mm
Lid Depth	15.1" 384 mm
Nominal EXT Dimension	48.5"L x 35.5"W x 34.9"D 1,231L x 901W x 885D mm
Approx. Weight	77.0 lbs 34.9 kg
Features	<ul style="list-style-type: none"> • Removable lid • Textured plastic handles (8) • PRV