



**STRONGHOLD<sup>®</sup> Cases from Gemstar<sup>®</sup> offer MIL-STD durability and airtight protection for high-value cargo. Featuring rotationally-molded double walls and thick corners STRONGHOLD is the choice for rugged, versatile and dependable protection.**

**Standard Features**

- Rotationally molded, double-walled durability
- IP67 rated; watertight, airtight and dust-proof with automatic pressure relief valve
- Meets or exceeds MIL-STD 810F and meets military LLRC standards\*
- Recessed, heavy-duty black stainless steel hardware
- Field serviceable hardware
- Spring-loaded handles
- Tongue & groove construction with gasket
- Interlocking, stackable design
- Choice of 10 standard colors
- Guaranteed Performance\*

\* See website for guarantee details, complete certifications and test procedures.

**Standard Models**

- SH4824-0808
- SH4824-0813
- SH4824-1308
- SH4824-1313

**Standard and Custom Options**


- Offering a robust selection of custom features, colors, and sizes. For more information visit **Gemstarmfg.com**, or contact your local Distributor or Sales Manager.

**Standard Color Options\*\***



\*\* Colors are approximate and are for visual purposes only.

**SH4824-0808** Top Profile

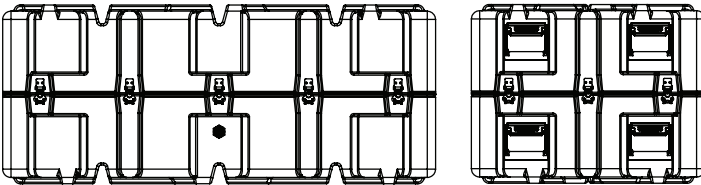


MODEL NUMBER KEY

**SH48 24-08 08**


Length ———— Lid  
Width ———— Base  
Model numbers refer to interior dimensions

**SH4824-0808** Side and End Profile



Nominal INT Dimension	48.6"L x 24.6"W x 16.7"D 1,235L x 625W x 423D mm
Base Depth	8.5" 217 mm
Lid Depth	8.1" 207 mm
Nominal EXT Dimension	52.1"L x 28.1"W x 21.6"D 1,325L x 714W x 548D mm
Approx. Weight	54.0 lbs 24.5 kg
Features	<ul style="list-style-type: none"> <li>• Removable lid</li> <li>• Textured plastic handles (8)</li> <li>• PRV</li> </ul>

**SH4824-0813** Top Profile

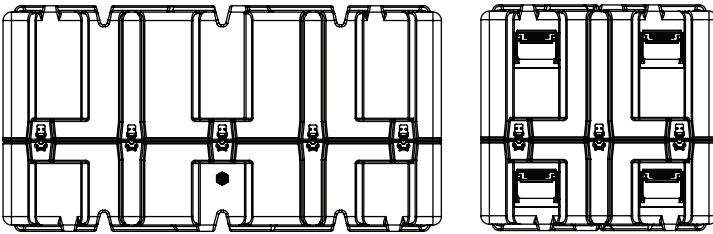


MODEL NUMBER KEY

**SH48 24-08 13**


Length ———— Lid  
Width ———— Base  
Model numbers refer to interior dimensions

**SH4824-0813** Side and End Profile



Nominal INT Dimension	48.6"L x 24.6"W x 22.0"D 1,235L x 625W x 558D mm
Base Depth	8.5" 217 mm
Lid Depth	13.4" 341 mm
Nominal EXT Dimension	52.1"L x 28.1"W x 26.9"D 1,324L x 714W x 683D mm
Approx. Weight	60.0 lbs 27.2 kg
Features	<ul style="list-style-type: none"> <li>• Removable lid</li> <li>• Textured plastic handles (8)</li> <li>• PRV</li> </ul>

**SH4824-1308** Top Profile

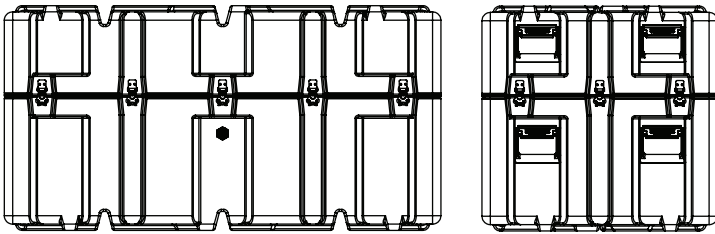


MODEL NUMBER KEY

**SH48 24-13 08**


Length ———— Lid  
Width ———— Base  
Model numbers refer to interior dimensions

**SH4824-1308** Side and End Profile



Nominal INT Dimension	48.6"L x 24.6"W x 22.0"D 1,235L x 625W x 558D mm
Base Depth	13.8" 351 mm
Lid Depth	8.1" 207 mm
Nominal EXT Dimension	52.1"L x 28.1"W x 26.9"D 1,324L x 714W x 683D mm
Approx. Weight	60.0 lbs 27.2 kg
Features	<ul style="list-style-type: none"> <li>• Removable lid</li> <li>• Textured plastic handles (8)</li> <li>• PRV</li> </ul>

**SH4824-1313** Top Profile

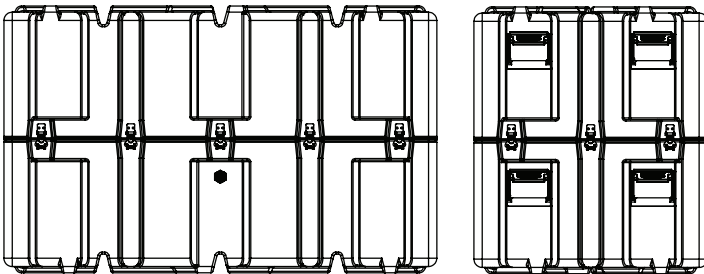


MODEL NUMBER KEY

**SH48 24-13 13**

Length ———— Lid  
Width ———— Base  
Model numbers refer to interior dimensions

**SH4824-1313** Side and End Profile



Nominal INT Dimension	48.6"L x 24.6"W x 27.3"D 1,235L x 625W x 692D mm
Base Depth	13.8" 351 mm
Lid Depth	13.4" 341 mm
Nominal EXT Dimension	52.1"L x 28.1"W x 32.1"D 1,324L x 714W x 816D mm
Approx. Weight	66.0 lbs 29.9 kg
Features	<ul style="list-style-type: none"> <li>• Removable lid</li> <li>• Textured plastic handles (8)</li> <li>• PRV</li> </ul>