



STRONGHOLD[®] Cases from Gemstar[®] offer MIL-STD durability and airtight protection for high-value cargo. Featuring rotationally-molded double walls and thick corners STRONGHOLD is the choice for rugged, versatile and dependable protection.

Standard Features

- Rotationally molded, double-walled durability
- IP67 rated; watertight, airtight and dust-proof with automatic pressure relief valve
- Meets or exceeds MIL-STD 810F and meets military LLRC standards*
- Recessed, heavy-duty black stainless steel hardware
- Field serviceable hardware
- Spring-loaded handles
- Tongue & groove construction with gasket
- Interlocking, stackable design
- Choice of 10 standard colors

Guaranteed Performance*

* See website for guarantee details, complete certifications and test procedures.

Standard Models

- SH5841-0706
- SH5841-0709
- SH5841-0906
- SH5841-0909

Standard and Custom Options

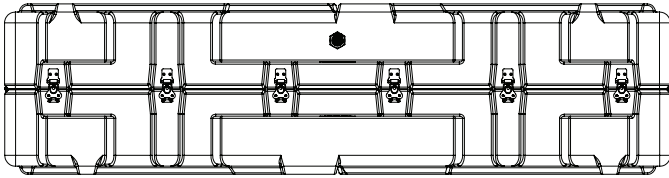
- Offering a robust selection of custom features, colors, and sizes. For more information visit **Gemstarmfg.com**, or contact your local Distributor or Sales Manager.

Standard Color Options**



** Colors are approximate and are for visual purposes only.

SH5841-0706 Top Profile

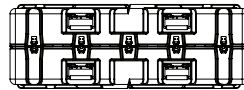
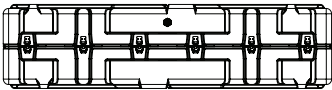


MODEL NUMBER KEY

SH5841-0706

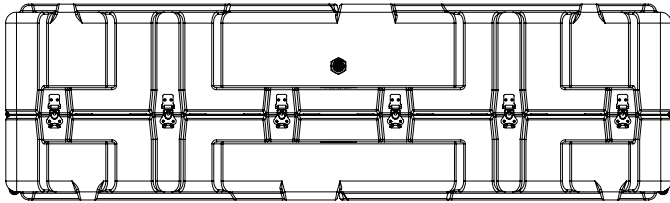
Length ———— Lid
Width ———— Base
Model numbers refer to interior dimensions

SH5841-0706 Side and End Profile



Nominal INT Dimension	58.3"L x 41.3"W x 13.8"D 1,480L x 1,049W x 350D mm
Base Depth	7.1" 180 mm
Lid Depth	6.7" 170 mm
Nominal EXT Dimension	61.5"L x 44.5"W x 15.8"D 1,562L x 1,130W x 400D mm
Approx. Weight	71.5 lbs 32.4 kg
Features	<ul style="list-style-type: none"> • Removable lid • Textured plastic handles (8) • PRV

SH5841-0709 Top Profile



MODEL NUMBER KEY

SH5841-0709

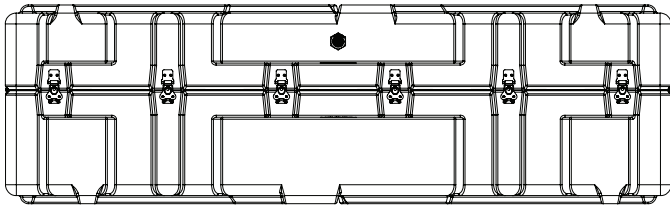
Length ———— Lid
Width ———— Base
Model numbers refer to interior dimensions

SH5841-0709 Side and End Profile



Nominal INT Dimension	58.3"L x 41.3"W x 16.2"D 1,480L x 1,049W x 411D mm
Base Depth	7.1" 180 mm
Lid Depth	9.1" 231 mm
Nominal EXT Dimension	61.5"L x 44.5"W x 18.4"D 1,562L x 1,130W x 467D mm
Approx. Weight	75.2 lbs 34.1 kg
Features	<ul style="list-style-type: none"> • Removable lid • Textured plastic handles (8) • PRV

SH5841-0906 Top Profile

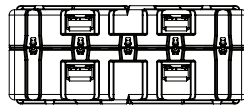
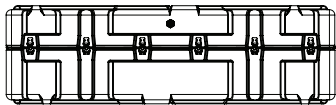


MODEL NUMBER KEY

SH5841-0906

Length — Lid
Width — Base
Model numbers refer to interior dimensions

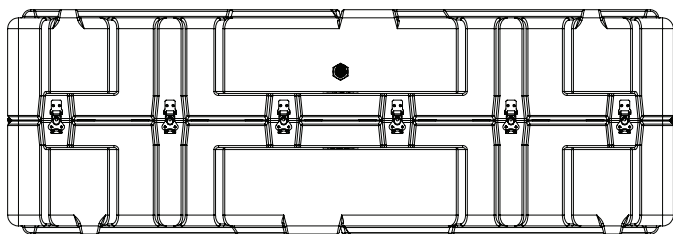
SH5841-0906 Side and End Profile



Nominal INT Dimension	58.3"L x 41.3"W x 16.4"D 1,480L x 1,049W x 416D mm
Base Depth	9.7" 246 mm
Lid Depth	6.7" 170 mm
Nominal EXT Dimension	61.5"L x 44.5"W x 18.4"D 1,562L x 1,130W x 467D mm
Approx. Weight	75.2 lbs 34.1 kg
Features	<ul style="list-style-type: none"> • Removable lid • Textured plastic handles (8) • PRV



SH5841-0909 Top Profile

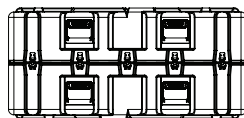
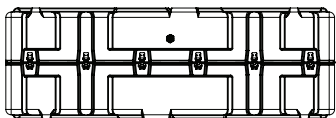


MODEL NUMBER KEY

SH58 41 - 09 09

Length ———— Lid
Width ———— Base
Model numbers refer to interior dimensions

SH5841-0909 Side and End Profile



Nominal INT Dimension	58.3"L x 41.3"W x 18.8"D 1,480L x 1,049W x 477D mm
Base Depth	9.7" 246 mm
Lid Depth	9.1" 231 mm
Nominal EXT Dimension	61.5"L x 44.5"W x 20.8"D 1,562L x 1,130W x 527D mm
Approx. Weight	79.0 lbs 35.8 kg
Features	<ul style="list-style-type: none"> • Removable lid • Textured plastic handles (8) • PRV